

## Datasheet - AZ 17-11ZRK

Safety switch with separate actuator / AZ 17



Preferred typ



- Thermoplastic enclosure
- Double-insulated
- Long life
- 30 mm x 60 mm x 30 mm
- Small body
- Multiple coding
- High level of contact reliability with low voltages and currents
- Insensitive to soiling
- 8 actuating planes
- cable gland M16


(Minor differences between the printed image and the original product may exist!)

### Ordering details

Product type description	AZ 17-11ZRK
Article number	101133967
EAN Code	4030661050911
eCl@ss	27-27-26-02

### Approval

Approval



### Classification

Standards	EN ISO 13849-1
B10d Normally-closed contact (NC)	2.000.000
B10d Normally open contact (NO)	1.000.000
- notice	at 10% Ie and ohmic load
Mission time	20 Years
notice	

$$MTTF_d = \frac{B_{10d}}{0,1 \times n_{op}}$$

$$n_{op} = \frac{d_{op} \times h_{op} \times 3600 \text{ s/h}}{t_{cycle}}$$

## Global Properties

---

Permanent light	AZ 17
Standards	EN 60947-5-1, BG-GS-ET-15
Materials	
- Material of the housings	Plastic, glass-fibre reinforced thermoplastic, self-extinguishing
- Material of the contacts	Silver
Housing coating	None
Weight	85

## Mechanical data

---

Design of electrical connection	IDC method of termination
Cable section	
- Min. Cable section	1 x 0,75
- Max. Cable section	1 x 1
Mechanical life	> 1.000.000 operations
higher Latching force (Y/N)	Yes
Latching force	30
Positive break force	17 N
positive break travel	11 mm
Max. Actuating speed	2 m/s

## Ambient conditions

---

Protection class	IP67 to IEC/EN 60529
------------------	----------------------

## Electrical data

---

Design of control element	Normally open contact (NO), Opener (NC)
Switching principle	Creep circuit element
Number of auxiliary contacts	1
Number of safety contacts	1
Rated impulse withstand voltage $U_{imp}$	4 kV
Rated insulation voltage $U_i$	250 V
Thermal test current $I_{the}$	10 A
Utilisation category	AC-15: 230 V / 4 A DC-13: 24 V / 4 A
Max. fuse rating	6 A gG D-fuse

## ATEX

---

Explosion protection categories for gases	None
Explosion protected category for dusts	None

## Dimensions

---

Dimensions of the sensor	
- Width of sensor	30
- Height of sensor	85

## notice

---

Individual coding available on request

This type termination (IDC) method enables simple connection of flexible conductors without the need for the use of conductor ferrules

## Included in delivery

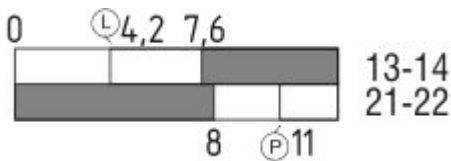
---

Actuators must be ordered separately.

Slot sealing plugs

## Switch travel diagram

---



Notes Switch travel diagram

■ Contact closed

□ Contact open

▨ Setting range

Ⓛ Break point

Ⓟ Positive opening sequence/- angle

**VS** adjustable range of NO contact

**VÖ** adjustable range of NC contact

**N** after travel

## Documents

---

**Operating instructions and Declaration of conformity** (pl) 526 kB, 24.09.2018

Code: mrl\_az17\_pl

**Operating instructions and Declaration of conformity** (ro) 511 kB, 25.01.2012

Code: mrl\_az17\_ro

**Operating instructions and Declaration of conformity** (sv) 491 kB, 07.08.2015

Code: mrl\_az17\_sv

**Operating instructions and Declaration of conformity** (jp) 749 kB, 24.09.2018

Code: mrl\_az17\_jp

**Operating instructions and Declaration of conformity** (it) 494 kB, 24.09.2018

Code: mrl\_az17\_it

**Operating instructions and Declaration of conformity** (da) 510 kB, 25.01.2012

Code: mrl\_az17\_da

**Operating instructions and Declaration of conformity** (br) 381 kB, 18.12.2018

Code: ace\_mrl\_az17\_br

**Operating instructions and Declaration of conformity** (es) 496 kB, 24.09.2018

Code: mrl\_az17\_es

**Operating instructions and Declaration of conformity (de)** 486 kB, 05.04.2018

Code: mrl\_az17\_de

**Operating instructions and Declaration of conformity (en)** 495 kB, 24.09.2018

Code: mrl\_az17\_en

**Operating instructions and Declaration of conformity (fr)** 525 kB, 24.09.2018

Code: mrl\_az17\_fr

**Operating instructions and Declaration of conformity (nl)** 496 kB, 24.09.2018

Code: mrl\_az17\_nl

**Operating instructions and Declaration of conformity (pt)** 498 kB, 24.09.2018

Code: mrl\_az17\_pt

**Operating instructions and Declaration of conformity (cs)** 551 kB, 24.09.2018

Code: mrl\_az17\_cs

**BG-test certificate (en)** 159 kB, 26.11.2015

Code: z\_z17p02

**BG-test certificate (de)** 181 kB, 26.11.2015

Code: z\_z17p01

**CCC certification (cn)** 3 MB, 18.10.2017

Code: q\_175p03

**CCC certification (en)** 3 MB, 29.08.2017

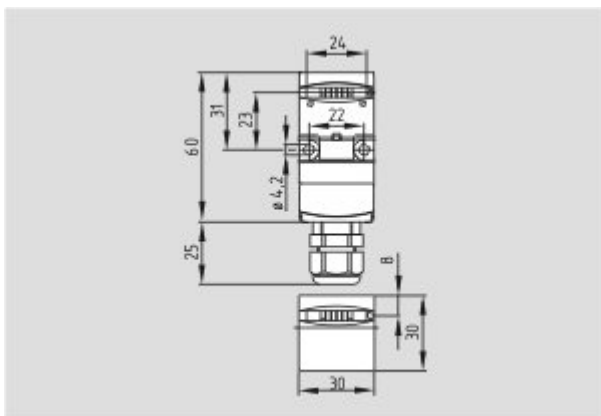
Code: q\_175p02

**EAC certification (ru)** 844 kB, 05.10.2015

Code: q\_6037p17\_ru

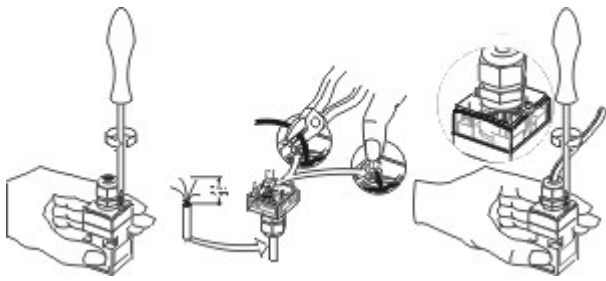
## Images

---



Dimensional drawing (basic component)

---



Assembly example

---

K.A. Schmersal GmbH & Co. KG, Möddinghofe 30, D-42279 Wuppertal  
The data and values have been checked thoroughly. Technical modifications and errors excepted.  
Generiert am 07.08.2019 - 09:48:30h Kasbase 3.3.0.F.64I